



BMJ Open Preferences and access to community-based HIV testing sites among men who have sex with men (MSM) in Côte d'Ivoire

Maxime Inghels ^{1,2}, Arsène Kra Kouassi,² Serge Niangoran,³ Anne Bekelyncck,^{2,3} Séverine Carilon,² Lazare Sika,⁴ Mariatou Koné,⁵ Christine Danel,^{3,6} Annabel Degrées du Loû,² Joseph Larmarange ² For the research team ANRS 12323 DOD-CI

To cite: Inghels M, Kouassi AK, Niangoran S, *et al*. Preferences and access to community-based HIV testing sites among men who have sex with men (MSM) in Côte d'Ivoire. *BMJ Open* 2022;**12**:e052536. doi:10.1136/bmjopen-2021-052536

► Prepublication history and additional supplemental material for this paper are available online. To view these files, please visit the journal online (<http://dx.doi.org/10.1136/bmjopen-2021-052536>).

Received 21 April 2021
Accepted 26 April 2022



© Author(s) (or their employer(s)) 2022. Re-use permitted under CC BY-NC. No commercial re-use. See rights and permissions. Published by BMJ.

For numbered affiliations see end of article.

Correspondence to

Dr Joseph Larmarange;
joseph.larmarange@ird.fr

ABSTRACT

Objective Measuring access and preferences to Men who have Sex with Men focused community-based HIV testing sites (MSM-CBTS) in Côte d'Ivoire.

Design A respondent-driven sampling telephone survey.

Setting National survey conducted in 2018 in Côte d'Ivoire.

Participants 518 MSM aged over 18 years old.

Primary and secondary outcome measures Knowledge, practices, satisfaction and preferences regarding MSM-CBTS. Factors associated with MSM-CBTS access or knowledge and with HIV testing venue preferences were examined.

Results Only half of the respondents (47%) reported knowing of an MSM-CBTS. Of these, 79% had already attended one. Both knowing of and ever visiting an MSM-CBTS were significantly associated with a higher number of HIV tests performed in the past 12 months and having disclosed sexual orientation to one family member. In terms of preferences, 37% of respondents said they preferred undifferentiated HIV testing sites (ie, 'all patients' HIV testing sites), 34% preferred MSM-CBTS and 29% had no preference.

Those who reported being sexually attracted to women, being bisexual and those who did not know an MSM non-governmental organisation were less likely to prefer MSM-CBTS. MSM who preferred undifferentiated HIV testing sites mentioned the lack of discretion and anonymity of community-based sites and the desire to avoid the gaze of others.

Conclusion Community-based HIV testing is well suited for MSM who identify as homosexual and those close to the MSM community, while maintaining undifferentiated HIV testing is essential for others. Both types of activities need to be maintained and developed. Healthcare professionals in undifferentiated HIV testing sites need to be properly trained in the non-judgemental reception of MSM.

INTRODUCTION

Worldwide, key populations such as men who have sex with men (MSM) carry a major burden in the HIV epidemic.¹ In addition to

STRENGTHS AND LIMITATIONS OF THIS STUDY

- ⇒ This is the first respondent-driven sampling (RDS) survey where both the peer recruitment and the interview were conducted by phone.
- ⇒ The survey included various types of men who have sex with men (MSM), including those who lived far from the big cities.
- ⇒ Analysis has considered the RDS design of the study.
- ⇒ Seeds were selected from MSM non-governmental organisations, which may have caused selection bias.
- ⇒ Like other RDS methodologies, our survey failed in recruiting older MSM.

behavioural factors, they face situations that make them more vulnerable to HIV infection, such as stigmatisation.^{2,3} MSM are more likely to be stigmatised by other patients and healthcare professionals, excluded from health services, unable to speak freely about their sexual practices or misunderstood in medical consultation.⁴⁻⁶ These situations explain why some MSM avoid health facilities and are not frequently tested for HIV.

To enhance access to HIV testing among MSM, community-based HIV services for MSM have been advocated by the WHO.¹ These services are designed to be non-stigmatising and MSM-friendly areas where professionals are specifically trained to welcome and care for MSM audiences. Most of these places are supported by community-based non-governmental organisations (NGOs) and promoted by peer educators who are trained in the use of rapid HIV tests. These venues enable MSM to experience an environment frequented by their peers where they can express themselves freely.^{7,8} Moreover, several studies show that testing in



MSM-specific community venues can reach highly HIV-exposed MSM.⁹⁻¹²

Despite their benefits, MSM-focused community-based HIV testing sites (MSM-CBTS) may not be accessible or suitable for all MSM populations. MSM who have male-only sexual relationships are more likely to attend MSM-CBTS than other MSM populations.¹³⁻¹⁴ Other studies suggest that attendance at different healthcare and testing venues varies according to the sexual orientation or identity reported by MSM.¹⁵⁻¹⁶ However, there is a paucity of data on MSMs' perspective regarding testing venues. Taking testing place preferences into account seems important to improve HIV testing among all MSM populations.

In Côte d'Ivoire, the HIV prevalence among MSM is 18%, making MSM one of the populations most affected by the HIV epidemic.¹⁷ In this context, according to the WHO guidelines, the Ivorian government recommends repeat HIV testing, at least annually, among MSM.¹⁸⁻¹⁹ Thus, MSM-CBTS has been officially recommended since 2009, and political stakeholders make community-based sites their first choice to reach MSM populations.²⁰ MSM-CBTS has made possible for MSM-related NGOs to offer HIV testing to their premises, but also in certain places frequented by MSM (eg, bar), provided that the community member offering the test has received specific training to do so. However, little is known about whether MSM-CBTS are accessible for all MSM populations and the perceptions of these populations regarding these services.

METHOD

From 25 April 2018 to 1 February 2019, we conducted a respondent-driven sampling (RDS) survey among MSM living in Côte d'Ivoire. RDS methodologies are commonly used to access hard-to-reach populations in contexts where they may be difficult to identify or highly discriminated against.²¹ The RDS methodology allows measurements with a CI —potentially generalisable to the population of interest.²²⁻²⁵ One innovation in our RDS survey was to conduct by phone both the peer-recruitment process and the questionnaire interviews. Traditional RDS surveys often conduct face-to-face interviews, requiring the physical movement of the participant, which may create a geographic selection bias.¹⁷⁻²⁶⁻²⁸ A detailed description of our survey methodology with its advantages and limits has been published elsewhere.²⁹

Eight seeds (ie, initial participants) were selected across Côte d'Ivoire. Telephone contacts of each seed were obtained from various MSM NGOs from Côte d'Ivoire. Unfortunately, it was not possible to obtain seeds in any other way, as MSM tend to hide their identity due to the stigmatising social environment they face in Côte d'Ivoire. However, through MSM NGO, emphasis was placed on obtaining seeds from various contexts in terms of region of residence and to include seeds who did not know or who were not closed to MSM NGOs.

A text message was sent to the seeds inviting them to participate in the survey. None of the text messages mentioned that the survey was MSM-related to avoid any unwanted disclosure of the MSM participants. A toll-free hotline number was provided in the text messages for those who wanted to participate. For each individual who called the hotline, sex, age and country of residence were assessed. Those who were eligible (men, 18 years or older and living in Côte d'Ivoire) were interviewed. The fourth eligibility criterion (ie, having ever had sex with men) was assessed later, at the end of the questionnaire, to limit any unwanted disclosure. Demographic characteristics and HIV testing practice were collected before the sexual behaviours section. During the sexual behaviours section, the participants were asked if they had already had sex with women only, men only or both women and men. If some individuals reported having had sex only with women in their lifetime, the questionnaire ended at this section and these individuals were thanked for their participation. These individuals were then excluded from the analyses. For participants reporting at least one instance of sexual intercourse with a man in their lifetime, data related to MSM identity perceptions, access to MSM-CBTS and HIV testing site preferences were collected.

At the end of the interview, these participants were invited to refer up to three other MSM from their acquaintances. A financial incentive of FCFA1500 (US\$2.5) was sent to the participant using a telephone cash transfer for each referring participant who completed the questionnaire. This incentive was offered as compensation for their time in facilitating the referrals.

MSM-CBTS were defined as places dedicated to MSM where they can be HIV tested. MSM participants were asked if they knew such places and, among those who knew, whether or not they already visited one of these places. All MSM were asked whether they prefer MSM-CBTS, undifferentiated (ie, 'all public') sites or both types of sites for HIV testing. Reasons related to these preferences were also collected.

Univariate analysis of associated factors with access to MSM-CBTS (not knowing such places/known but never visited/known and already visited) and testing site preferences (MSM-CBTS/undifferentiated testing sites/no preference) was performed using unweighted and RDS-weighted chi-square tests. In line with RDS methodology, RDS-weights were based on the probability of selection which was calculated on the network size of the respondents (ie, 'In total, how many MSM do you know, whether they are friends, partners, or acquaintances?'). The explanatory variables considered included variables related to sociodemographic characteristics, sexual behaviours, sexually transmitted infections (STIs), identity perception, MSM community insertion and sexual behaviour disclosure. Multivariate multinomial models were then conducted and included significant variables at the 0.20 threshold from the univariate analysis. The analyses took into account the RDS design of the study using the R packages *survey*, *RDS* and *svepremisc*.³⁰⁻³² A

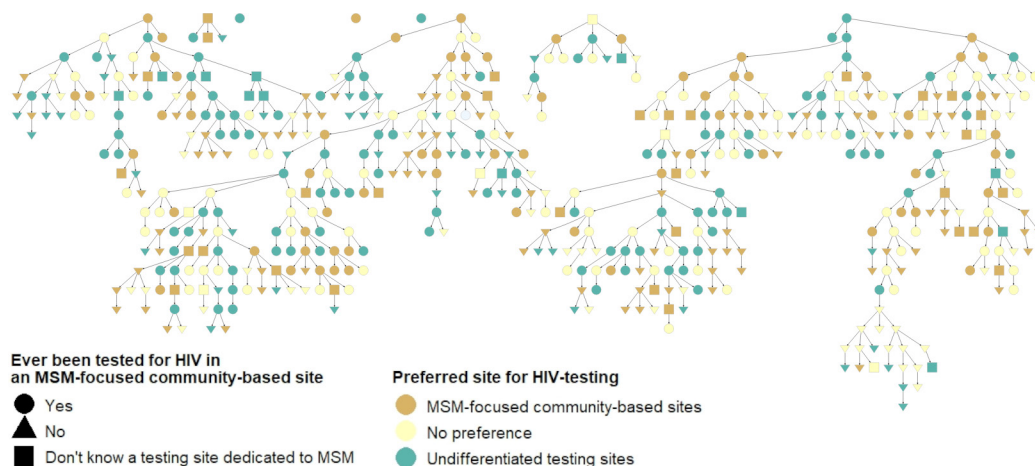


Figure 1 Respondent-driven sampling network recruitment, DOD-CI MSM, 2018 (n=518). For this figure only, the unique individual with a 'don't know' response for testing preferences have been grouped with 'no preference'. MSM, men who have sex with men.

cluster effect on seeds was added for the RDS-weighted analysis. Both unweighted and RDS-weighted analyses are presented, but to increase the conciseness and visibility of some figures and tables, part of the unweighted results will be presented in online supplemental materials.

Patient and public involvement

The development of the research was made in partnerships with local MSM NGOs. The utilisation of the phone in this survey was motivated by the premise that MSM often rely on phone applications to meet other MSM, as they reported to us. Results of this study will be communicated using local MSM NGOs.

RESULTS

Starting with 8 seeds, 568 additional individuals called the hotline to participate in the survey. Among these 576 individuals, 39 (6.8%) were not reached after several call attempts following an appointment, and 3 (0.6%) were not eligible. Of the remaining 534, 16 (2.8%) were excluded since they reported never having had sex with a man. No withdrawal was recorded during the data collection. In total, among the 576 individuals registered in the hotline (including seeds), 518 (89.8%) participated fully in the survey (figure 1).

Among the 518 MSM who participated, 8 were excluded because of missing data on our variables of interest. Thus, 510 MSM were included in our analysis.

Population description and HIV testing practice

In our sample, MSM were mainly young (89.7% were between the ages of 18 and 29), and 94.4% reported a secondary or higher level of education (table 1). More than half (58.5%) lived in Abidjan. The majority of MSM were in a relationship: 25.2% with a man, 16.2% with a woman and 19.6% with both.

Sexual orientation disclosure to one member of the family member was reported by 29.7% of MSM.

Regarding sexual behaviour and STIs, 61.0% of MSM reported three or more sexual partners, and 16.6% reported an STI during the previous 12 months.

The majority (74.1%) reported being HIV tested in the previous 12 months, and 47.5% reported being tested more than once (table 1).

Knowledge of and access to MSM-focused CBTSs

Half (46.8%) of our sample mentioned knowing an MSM-CBTS; among them, 78.9% had ever been HIV tested in one of these sites (table 1). Overall, 36.9% of all MSM had ever visited an MSM-CBTS.

In the bivariate analysis, all variables except couple situation, number of sexual partners during the last 12 months and self-reported sexual orientation were found to be significantly associated with knowledge of and visiting an MSM-CBTS at the 0.20 threshold and were included in the multivariate models (figure 2; see online supplemental table S1 for unweighted and RDS-weighted related numbers).

In the multivariate model, age was not associated with knowledge of MSM-CBTS, but 18–20-years MSM were more likely to have never visited one (vs 21–29 years, ORa 10.27, 95% CI 1.26 to 83.38] (online supplemental table S2). A high level of education was significantly associated with knowing of an MSM-CBTS (vs secondary education, ORa 2.17, 95% CI 1.00 to 4.76) but was also associated with higher non-attendance at such places (vs secondary education, ORa 4.19, 95% CI 1.07 to 16.34). Disclosure of sexual orientation to one family member was significantly less likely to be associated with not knowing of an MSM-CBTS (ORa 0.33, 95% CI 0.15 to 0.73) and with never visiting one (ORa 0.24, 95% CI 0.06 to 0.89). Finally, a high number of HIV tests performed during the last 12 months (3 or more vs 0) was significantly less associated with not knowing of an MSM-CBTS (ORa 0.14, 95% CI 0.05 to 0.42) and with never visiting one (ORa 0.05, 95% CI 0.01 to 0.32).

**Table 1** Description of the population, MSM, Côte d'Ivoire, 2018 (n=510)

	No of participants	Unweighted %	RDS-weighted %
Sociodemographic characteristics			
Age			
18–20 years old	87	17.1	21.5
21–29 years old	352	69.0	68.1
30 years old and more	71	13.9	10.3
Level of education			
None or primary	38	7.5	5.6
Secondary	283	55.5	66.0
Higher	189	37.1	28.4
Professional situation			
Working	126	24.7	26.3
Looking for a job	188	36.9	30.7
Student	196	38.4	43
Department			
Abidjan	323	63.3	58.5
Urban department (excluding Abidjan)	92	18.0	20.3
Rural department	95	18.6	21.2
Relationships, sexual behaviours and STI			
In relationships with:			
Not in a relationship	190	37.3	39.5
A man	159	31.2	24.7
A woman	58	11.4	16.2
Both a man and a woman	103	20.2	19.6
No of sexual partners (last 12 months)			
0–2	125	24.5	39.0
3–5	190	37.3	36.3
Six and more	195	38.2	24.7
Reported an STI (last 12 months)			
Yes	110	21.6	16.6
No	400	78.4	83.4
Identity perception and sexual attraction			
Self-reported sexual orientation			
Homosexual	241	47.3	41.9
Bisexual	247	48.4	49.9
Heterosexual	22	4.3	8.3
Self-reported gender			
Man	320	62.7	65.7
Woman	126	24.7	21.8
Transgender	64	12.5	12.6
Sexually attracted to:			
Men only	174	34.1	25.0
Mainly men but also women	150	29.4	23.8

Continued

Table 1 Continued

	No of participants	Unweighted %	RDS-weighted %
Both men and women	128	25.1	28.9
Mainly women but also men	53	10.4	19.4
Women only	5	1.0	2.9
MSM community insertion and sexual behaviour disclosure			
Attend bars/clubs where MSMs meet			
Yes	246	48.2	30.7
No	264	51.8	69.3
Knows an MSM NGO			
Yes	214	42.0	27.0
No	296	58.0	73.0
Sexual orientation disclosure to a family member			
Yes	212	41.6	29.7
No	298	58.4	70.3
HIV testing history and practices			
Knows a place where HIV testing is available			
Yes	483	94.1	94.1
No	27	5.9	5.9
Has ever been tested for HIV (lifetime)			
Yes	469	92.0	88.8
No	41	8.0	11.2
No of HIV tests done (last 12 months)			
0	114	22.4	25.9
1	121	23.7	26.6
2	128	25.1	24.9
3 or more	147	28.8	22.6
MSM-focused community-based HIV testing sites			
Has ever been tested for HIV in a place dedicated to MSM			
Yes	269	52.7	36.9
No	52	10.2	9.9
Don't know such places	189	37.1	53.2
Testing site preferences			
Preferred site for HIV-testing			
MSM-focused community-based sites	170	33.3	34.4
No preferences	153	30.0	28.6
Undifferentiated testing sites	187	36.7	37.0

For weighted data, the numbers of individuals are weighted and rounded; therefore, totals may vary by one unit.

MSM, men who have sex with men; NGO, non-governmental organisation; RDS, respondent-driven sampling; STI, sexually transmitted infection.

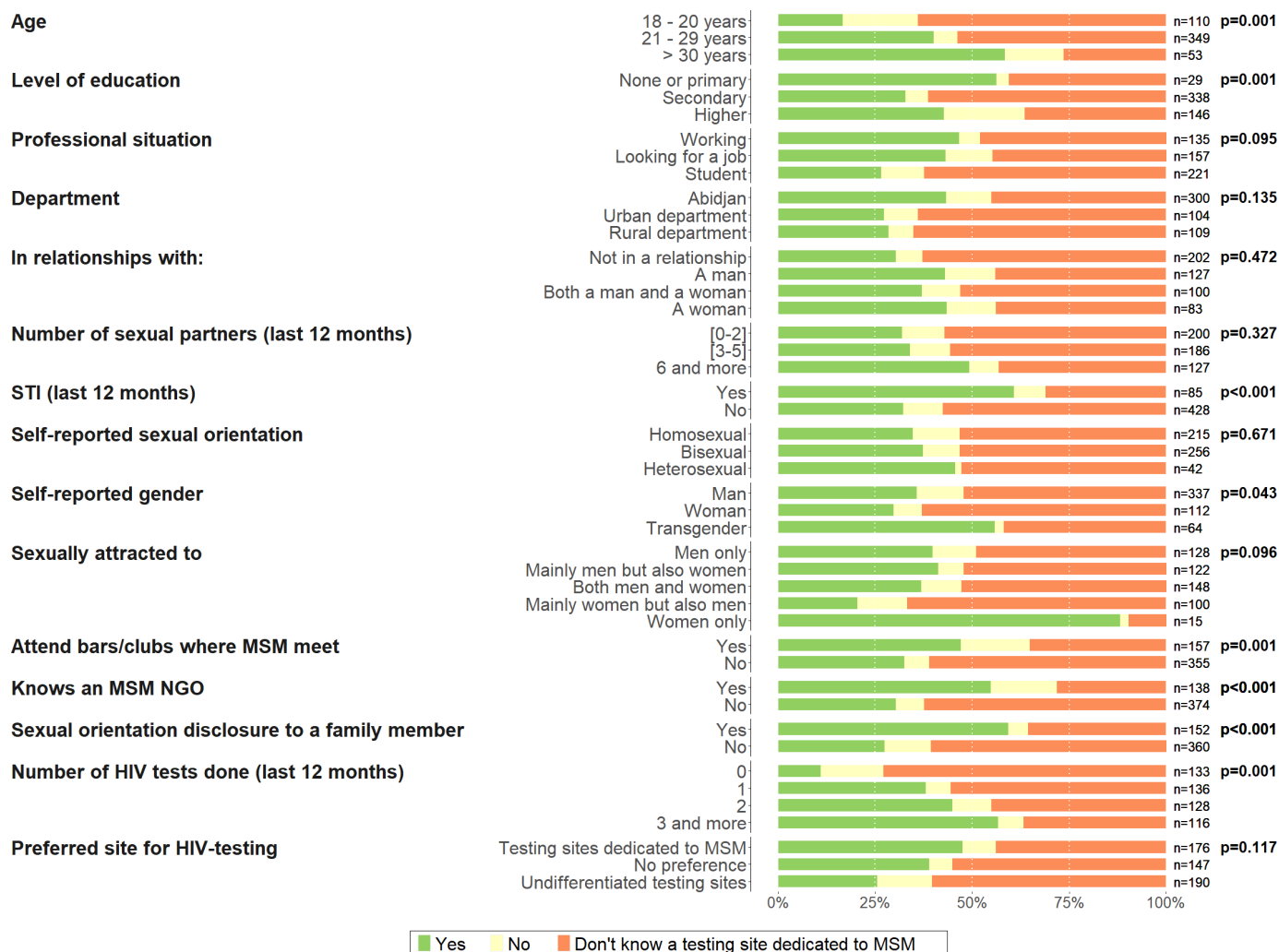


Figure 2 Knowing of and having ever been in MSM-focused community-based HIV testing sites, MSM, Côte d'Ivoire, 2018 (n=510). Global p values were calculated using the Pearson χ^2 test with second-order Rao-Scott corrections. Headcounts presented are RDS-weighted. MSM, men who have sex with men; NGO, non-governmental organisation; RDS, respondent-driven sampling; STI, sexually transmitted infection.

HIV testing site preferences

Among all MSM, HIV testing site preferences were as follows: 34.1% for MSM-focused CBTSs, 37.0% for undifferentiated HIV testing facilities (ie, 'all public') and 28.7% no preference (table 1).

In the bivariate analysis, MSM who preferred HIV testing sites dedicated to MSM were more likely to perceive themselves as homosexual or as women, to be attracted exclusively or mainly to men and to know of an MSM NGO (figure 3; see online supplemental table S3) for unweighted and RDS-weighted related numbers). MSM who preferred undifferentiated testing sites were more likely to be in a relationship with a woman, to be sexually attracted to women, to report being bisexual or heterosexual and to not have disclosed their sexual orientation to a family member. The number of HIV tests was not associated with testing site preferences.

In the multivariate analysis, reporting being bisexual (vs homosexual, ORa 3.45, 95% CI 1.30 to 9.14), not knowing of an MSM NGO (ORa 2.70, 95% CI 0.99 to

7.14) and never being tested for HIV in an MSM-CBTS or not knowing of such places (ORa 4.44, 95% CI 1.07 to 18.38 and ORa 2.52, 95% CI 0.96 to 6.65, respectively) were associated with undifferentiated HIV testing site preference compared with MSM-CBTS (online supplemental table S4).

Reason for HIV testing site preferences and satisfaction with MSM-CBTS

The main reasons for a preference for MSM-CBTS were feeling more confident (37.4%), confidentiality or discretion issues (23.2%) and a preference for a site visited by MSM (20.3%) (figure 4; see online supplemental table S5) for unweighted and RDS-weighted related numbers). For those who preferred undifferentiated HIV testing sites, the main reason was for confidentiality or discretion purposes (40.2%).

Among MSM who visited an MSM-CBTS at least once, nearly all reported that they were well received (97.6%), that they felt confident during the visit (96.4%) and that

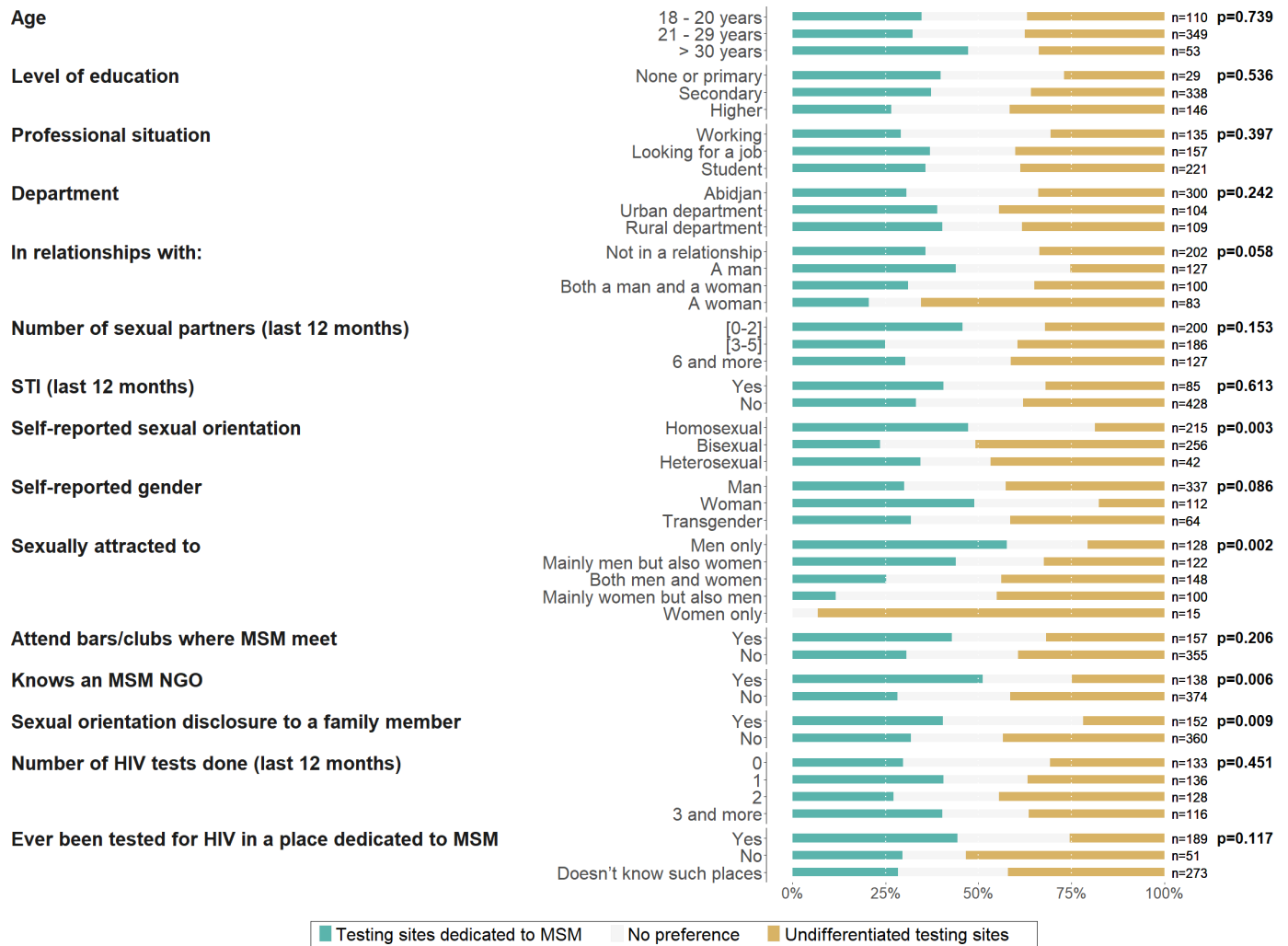


Figure 3 HIV testing site preferences depending on sociodemographic characteristics, identity perceptions, MSM community insertion, sexual behaviour, STI, HIV testing and sexual behaviour disclosure, RDS-weighted data, MSM, Côte d'Ivoire, 2018 (n=510). P values were calculated using the Pearson chi-squared test with second-order Rao-Scott corrections. Headcounts presented are RDS-weighted. MSM, men who have sex with men; NGO, non-governmental organisation; RDS, respondent-driven sampling; STI, sexually transmitted infection.

confidentiality was respected (97.9%). A total of 94.9% reported that they would return to one of these sites.

DISCUSSION

Our results show that MSM-CBTS are relevant since they are well accepted and frequented by a large part of the MSM population. MSM-dedicated sites also seem to enable repeat testing since knowing of or visiting an MSM-CBTS site was associated with a higher number of HIV tests in the past 12 months. Many other studies have shown that community HIV testing is relevant and allows broad and frequent testing among MSM.⁹⁻¹²

Despite the benefit of community-based HIV testing, our results show that access to an MSM-dedicated HIV testing site remains low, as only one-third of respondents had ever visited such places. While another survey conducted in Côte d'Ivoire suggests higher access to HIV testing sites dedicated to MSM, this survey focused on only five cities with well-known MSM-related NGOs and

thus may not be nationally representative.³³ The lack of information on MSM-dedicated HIV testing sites is one of the major barriers found in our survey; only half of MSM reported knowing of such places. However, improving communication about MSM-dedicated HIV testing sites may be challenged by the stigmatising context in Côte d'Ivoire. Better communication may lead to an increase in the visibility of such sites by the general population, which may trigger acts of stigmatisation against these sites and their users. Although same-sex behaviours are not criminalised in Côte d'Ivoire, acts of stigmatisation against MSM are commonly reported.³⁴ Thus, to improve communication about MSM-dedicated HIV testing sites, it is first necessary to strengthen the legal framework that protects the rights of MSM populations.

One significant result of our study is that a large part of MSM prefer to be HIV tested in traditional 'all-public' testing sites rather than MSM-dedicated sites. This preference is mainly due to confidentiality issues, but it may

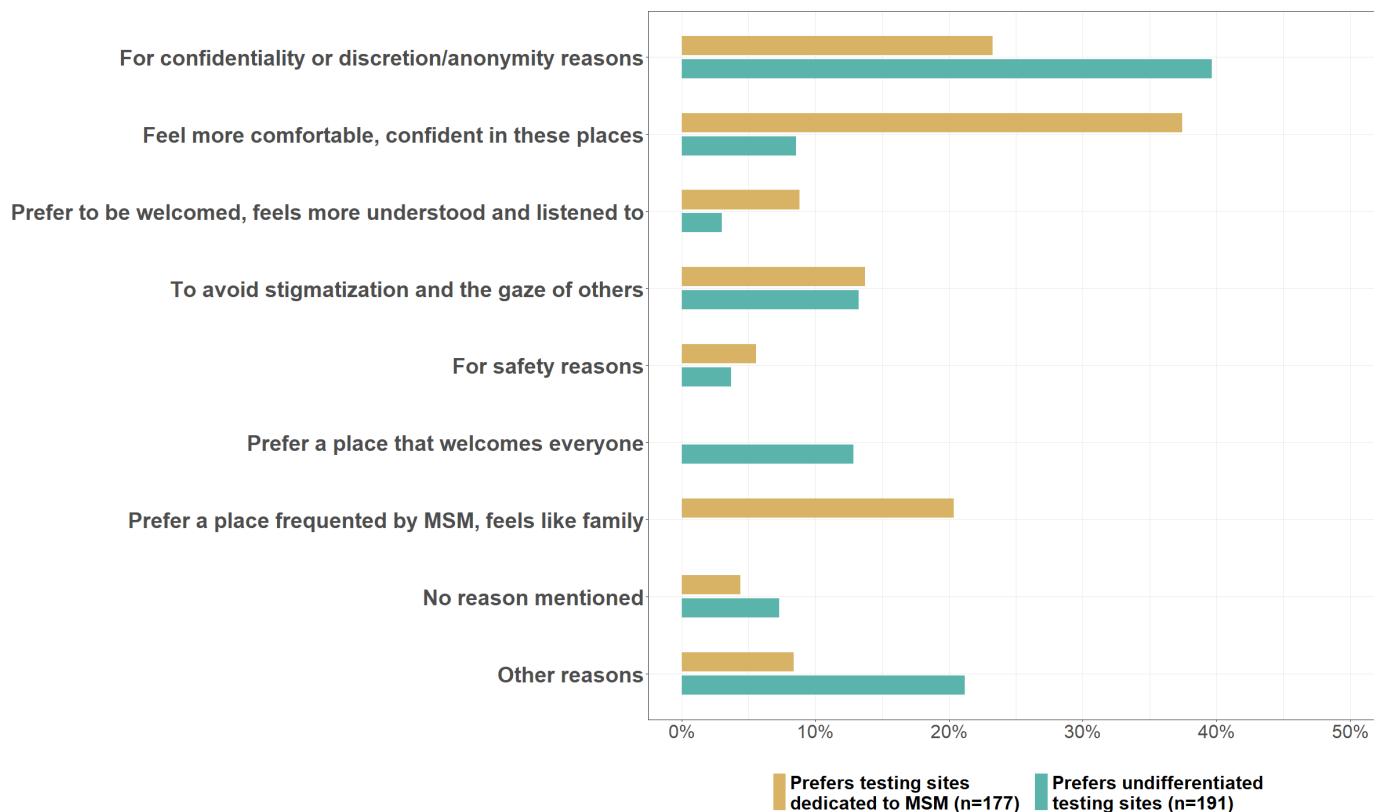


Figure 4 Reasons related to preference for MSM-dedicated HIV testing sites or undifferentiated HIV testing sites, RDS-weighted data, DOD-CI MSM, 2018 (n=368). MSM, men who have sex with men.

also be related to the fear of being identified as MSM when accessing these sites.³⁵ In a society where same-sex practices are not socially accepted and there are no laws to defend against discrimination based on sexual orientation, some MSM are afraid to be identified as such and thus prefer to attend undifferentiated health facilities.^{6 16}

MSM who prefer undifferentiated HIV testing settings may be among those who do not perceive themselves as 'gay' or belonging to the MSM community.^{14 35-37} These MSM tend to see themselves as heterosexual (or bisexual), to be sexually attracted by women or to hide their sexual orientation.^{13 14} They are more sensitive to social norms, including having female sex partners, being married to a woman and favouring secrecy and privacy about personal matters.^{38 39} They are more afraid of being perceived as an MSM and may deny same-sex behaviour, even to healthcare workers.^{35 38} Thus, they often miss out on prevention messages and testing venues that target MSM populations.³⁵

Sexual behaviours and STIs were not associated with HIV testing site preferences in our bivariate analysis. The association between sexual behaviour and the testing site is not well established and diverges across studies, suggesting that high-risk MSM do not necessarily focus on a single testing offer.^{9 13 40} It is, therefore, important to diversify the types of testing places to maximise testing coverage among MSM.

Regarding the methodology, our survey is, to our knowledge, the first RDS worldwide when both interview and

peer recruitment are conducted by phone.²⁹ Traditional RDS requires individuals to access survey sites in person, which results in an overestimation of individuals who live near these sites and those who are close to the community network.^{26 27 41} In our context, other RDS alternative methodologies, such as web-based RDS, have not been considered because it would have led to selection bias based on internet network availability and having access to a smartphone.^{42 43} While network coverage for voice calls may be poor in some remote areas of Côte d'Ivoire, the number of unreachable respondents remained quite low (<5%) in our survey, suggesting a limited effect of network coverage issues.²⁹

Using the phone for recruitment and the questionnaire interview of the RDS allowed us to reach rural parts of Côte d'Ivoire, although the majority of our sample was concentrated in urban areas (including Abidjan). Perhaps, this concentration of MSM living in urban areas may be expected since a study conducted in the USA suggests that MSM tend to reside in highly urbanised areas.⁴⁴

The majority of MSM in our sample were mainly young (ie, 18–29 years), with very few above 30 years. Using different methodological approaches, other surveys conducted in Côte d'Ivoire have tended to recruit the same age profile.^{17 45} Although our methodology is innovative, it failed to recruit older MSM (ie, 30 years and over), similar to other MSM-related surveys conducted in sub-Saharan Africa.^{26 27 41} Even if emphasis was made to

include seeds far from MSM NGOs, the majority of seeds were selected using contacts in MSM NGO which may have led to an overestimation of the number of people aware of an MSM-related NGO or an MSM-CBTS. This overestimation would highlight the fact that the majority of MSM are not aware of or do not have access to these sites and therefore the maintenance of an alternative HIV testing site is needed.

One of the limitations of our analysis is that we did not take into account community-based HIV testing outside fixed structures (eg, mobile testing). However, this form of testing remains less common among MSM in Côte d'Ivoire, with 11.1% being tested outdoors (eg, outdoor testing campaign, home testing) during their last HIV test.⁴⁶ Moreover, whether outside or inside of fixed structures, community-based HIV testing takes place in MSM-identified places (eg, MSM NGOs, clubs and bars visited by MSM) and thus misses MSM who are far from the MSM community. These MSM who live far from MSM communities seem quite common; only 31% of our sample reported visiting bars or clubs where MSM meet each other, and only 27% knew of an MSM NGO.

Other data related to pre-exposure prophylaxis or HIV self-testing uptake were not collected since both were not publicly available in Cote d'Ivoire during the survey implementation.

The diversity of MSM profiles in terms of preferences and behaviours challenges HIV prevention and testing interventions that target these populations. MSM who report being homosexual or having only male partners have a higher HIV prevalence and are easily reached by MSM-targeted interventions, while MSM who report being heterosexual or bisexual or having sex with both male and female partners have a lower HIV prevalence and are less easily reached by MSM-target interventions.^{9 47 48} Although risk behaviours and HIV infection are less common among MSM who have female sexual partners compared with other MSM, HIV prevalence remains relatively high in this group compared with the general population. This last point underscores the need for alternative testing options in addition to community-based testing to avoid overlooking certain high-risk MSM populations.

CONCLUSION

MSM-focused CBTSs are relevant and reach a large part of the MSM populations. However, the majority of MSM do not access these sites. The lack of information and the stigmatising social environment challenge access to these sites.

MSM-dedicated HIV testing sites are also not adapted to all MSM populations since some of these populations prefer undifferentiated (ie, 'all public') HIV testing sites.

If the government and other relevant stakeholders in policy formulation and implementation focus on MSM community sites to reach MSM populations, they should not neglect other HIV testing settings. Maintaining

undifferentiated HIV testing sites and training healthcare workers to address MSM-related needs in these sites are recommended.

Author affiliations

¹Lincoln International Institute for Rural Health, University of Lincoln, Lincoln, UK

²Centre Population et Développement, Université Paris Cité, Institut de Recherche pour le Développement, Inserm, Paris, France

³Programme PAC-CI, Abidjan, Côte d'Ivoire

⁴Ecole Nationale Supérieure de Statistique et d'Economie Appliquée d'Abidjan, Abidjan, Côte d'Ivoire

⁵Institut d'Ethno-Sociologie, Université Félix-Houphouët-Boigny, Abidjan, Côte d'Ivoire

⁶Bordeaux Population Health, Université de Bordeaux, Inserm, Bordeaux, France

Acknowledgements We would like to thank the participants of the survey as well as the implementing partners and other stakeholders who supported the deployment of the survey.

Collaborators ANRS 12323 DOD-CI Study Group: Côte d'Ivoire: Nelly ASSOUMOU (PAC-CI), Anne BEKELYNCK (PAC-CI), Christine DANIEL (PAC-CI), Mohamed DOUMBIA (Institut d'Ethnosociologie), Mariatou KONE (Institut d'Ethnosociologie), Alexis KOUADIO (Institut d'Ethnosociologie), Arsène Kra Kouassi (PAC-CI), Serge NIANGORAN (PAC-CI), Honoré OUANTCHI (Institut d'Ethnosociologie), Lazare SIKI (ENSEA). France: Séverine CARILLON (Ceped), Maxime INGHELS (Ceped), Joseph LARMARANGE (IRD, Ceped).

Contributors MI: conceptualisation, data curation, formal analysis, methodology, validation, visualisation, writing of original draft, review and editing of final draft; AKK and SN: data curation, formal analysis and project administration; AB and SC: conceptualisation, methodology, project administration, review and editing of final draft; LS, CD, MK, ADdL: conceptualisation, methodology, review and editing of final draft; JL: conceptualisation, methodology, review, editing of final draft and guarantor.

Funding The study was funded by the France Recherche Nord & Sud Sida-HIV Hépatites (<http://www.anrs.fr>, grant number: ANRS 12,323). Maxime INGHELS received a grant from the association SIDACTION as part of his PhD work.

Disclaimer The funders had no role in the study design, data collection and analysis, decision to publish, or preparation of the manuscript.

Competing interests None declared.

Patient and public involvement Patients and/or the public were not involved in the design, or conduct, or reporting, or dissemination plans of this research.

Patient consent for publication Not applicable.

Ethics approval The survey received approval from the ethics council of Côte d'Ivoire (ref: 058/MSHP/CNER-kp). All procedures performed in the study were in accordance with the 1964 Declaration of Helsinki and its later amendments or comparable ethical standards. Participants gave informed consent to participate in the study before taking part.

Provenance and peer review Not commissioned; externally peer reviewed.

Data availability statement Data are available on reasonable request. The datasets analysed during the current study are not publicly available as they are the property of the DOD-CI project. Data are however available from the authors on reasonable request and with permission of one of the principal investigators.

Supplemental material This content has been supplied by the author(s). It has not been vetted by BMJ Publishing Group Limited (BMJ) and may not have been peer-reviewed. Any opinions or recommendations discussed are solely those of the author(s) and are not endorsed by BMJ. BMJ disclaims all liability and responsibility arising from any reliance placed on the content. Where the content includes any translated material, BMJ does not warrant the accuracy and reliability of the translations (including but not limited to local regulations, clinical guidelines, terminology, drug names and drug dosages), and is not responsible for any error and/or omissions arising from translation and adaptation or otherwise.

Open access This is an open access article distributed in accordance with the Creative Commons Attribution Non Commercial (CC BY-NC 4.0) license, which permits others to distribute, remix, adapt, build upon this work non-commercially, and license their derivative works on different terms, provided the original work is

properly cited, appropriate credit is given, any changes made indicated, and the use is non-commercial. See: <http://creativecommons.org/licenses/by-nc/4.0/>.

ORCID iDs

Maxime Inghels <http://orcid.org/0000-0002-9340-2054>

Joseph Larmarange <http://orcid.org/0000-0001-7097-700X>

REFERENCES

- WHO. Consolidated guidelines on HIV prevention, diagnosis, treatment and care for key populations, 2014. Available: <http://www.who.int/hiv/pub/guidelines/keypopulations/en/>
- Beyrer C, Baral SD, van Griensven F, et al. Global epidemiology of HIV infection in men who have sex with men. *Lancet* 2012;380:367–77.
- Fay H, Baral SD, Trapence G, et al. Stigma, health care access, and HIV knowledge among men who have sex with men in Malawi, Namibia, and Botswana. *AIDS Behav* 2011;15:1088–97.
- Godin G, Naccache H, Pelletier R. Seeking medical advice if HIV symptoms are suspected. qualitative study of beliefs among HIV-negative gay men. *Can Fam Physician* 2000;46:861–8.
- Mimiaga MJ, Goldhammer H, Belanoff C, et al. Men who have sex with men: perceptions about sexual risk, HIV and sexually transmitted disease testing, and provider communication. *Sex Transm Dis* 2007;34:113–9.
- Kushwaha S, Lalani Y, Maina G, et al. "But the moment they find out that you are MSM...": a qualitative investigation of HIV prevention experiences among men who have sex with men (MSM) in Ghana's health care system. *BMC Public Health* 2017;17:770.
- Campbell CK, Lippman SA, Moss N, et al. Strategies to increase HIV testing among MSM: a synthesis of the literature. *AIDS Behav* 2018;22:2387–412.
- Lorenc T, Marrero-Guillamón I, Llewellyn A, et al. HIV testing among men who have sex with men (MSM): systematic review of qualitative evidence. *Health Educ Res* 2011;26:834–46.
- Champenois K, Le Gall J-M, Jacquemin C, et al. ANRS-COM' TEST: description of a community-based HIV testing intervention in non-medical settings for men who have sex with men. *BMJ Open* 2012;2:e000693.
- Marcus U, Ort J, Grenz M, et al. Risk factors for HIV and STI diagnosis in a community-based HIV/STI testing and counselling site for men having sex with men (MSM) in a large German City in 2011–2012. *BMC Infect Dis* 2015;15:14.
- Rüütel K, Ustina V, Parker RD. Piloting HIV rapid testing in community-based settings in Estonia. *Scand J Public Health* 2012;40:629–33.
- Vanden Berghe W, Nostlinger C, Buvé A, et al. A venue-based HIV prevalence and behavioural study among men who have sex with men in Antwerp and Ghent, Flanders, Belgium, October 2009 to March 2010. *Euro Surveill* 2011;16. [Epub ahead of print: 14 Jul 2011].
- Knight V, Wand H, Gray J, et al. Implementation and operational research: convenient HIV testing service models are attracting previously untested gay and bisexual men: a cross-sectional study. *J Acquir Immune Defic Syndr* 2015;69:e147–55.
- Philbin MM, Hirsch JS, Wilson PA, et al. Structural barriers to HIV prevention among men who have sex with men (MSM) in Vietnam: diversity, stigma, and healthcare access. *PLoS One* 2018;13:e0195000.
- Macapagal K, Bhatia R, Greene GJ. Differences in healthcare access, use, and experiences within a community sample of racially diverse Lesbian, gay, bisexual, transgender, and questioning emerging adults. *LGBT Health* 2016;3:434.
- Witzel TC, Melendez-Torres GJ, Hickson F, et al. HIV testing history and preferences for future tests among gay men, bisexual men and other MSM in England: results from a cross-sectional study. *BMJ Open* 2016;6:e011372.
- Hakim AJ, Aho J, Semde G, et al. The Epidemiology of HIV and Prevention Needs of Men Who Have Sex with Men in Abidjan, Cote d'Ivoire. *PLoS One* 2015;10:e0125218.
- Ministère de la Santé et de l'Hygiène Publique [Côte d'Ivoire], Direction Générale de la Santé [Côte d'Ivoire], Programme National de Lutte contre le SIDA [Côte d'Ivoire]. *Normes nationales de prévention combinée pour les TS, HSH et UD en Côte d'Ivoire*, 2017: 67.
- WHO, UNAIDS. *Guidance on provider-initiated HIV testing and counselling in health facilities*. Geneva: World Health Organization, 2007.
- Ministère de la Santé et de l'Hygiène Publique [Côte d'Ivoire]. *Document de Politique, Normes et Procédures des Services de dépistage du VIH en Côte d'Ivoire, édition 2014*. Abidjan: Ministère de la santé, 2014.
- Heckathorn DD. Snowball versus RESPONDENT-DRIVEN sampling. *Sociol Methodol* 2011;41:355–66.
- Gile KJ. Improved inference for Respondent-Driven sampling data with application to HIV prevalence estimation. *J Am Stat Assoc* 2011;106:135–46.
- Goel S, Salganik MJ. Respondent-driven sampling as Markov chain Monte Carlo. *Stat Med* 2009;28:2202–29.
- Heckathorn DD. 6. extensions of Respondent-Driven sampling: analyzing continuous variables and controlling for differential recruitment. *Sociol Methodol* 2007;37:151–208.
- Heckathorn DD. Respondent-Driven sampling: a new approach to the study of hidden populations. *Soc Probl* 1997;44:174–99.
- Larmarange J, Wade AS, Diop AK, et al. Men who have sex with men (MSM) and factors associated with not using a condom at last sexual intercourse with a man and with a woman in Senegal. *PLoS One* 2010;5. doi:10.1371/journal.pone.0013189. [Epub ahead of print: 05 Oct 2010].
- Stahlman S, Johnstone LG, Yah C, et al. Respondent-driven sampling as a recruitment method for men who have sex with men in southern sub-Saharan Africa: a cross-sectional analysis by wave. *Sex Transm Infect* 2016;92:292–8.
- Stahlman S, Liestman B, Ketende S, et al. Characterizing the HIV risks and potential pathways to HIV infection among transgender women in Côte d'Ivoire, Togo and Burkina Faso. *J Int AIDS Soc* 2016;19:20774.
- Inghels M, Kouassi AK, Niangoran S, et al. Telephone peer recruitment and interviewing during a respondent-driven sampling (RDS) survey: feasibility and field experience from the first phone-based RDS survey among men who have sex with men in Côte d'Ivoire. *BMC Med Res Methodol* 2021;21:25.
- Handcock MS, Gile KJ, Fellows IE, et al. Rds: Respondent-Driven sampling, 2017. Available: <https://CRAN.R-project.org/package=RDS>
- Lumley T. Analysis of complex survey samples. *J Stat Softw* 2004;9:1–19.
- Ganz C. svrepmisc: miscellaneous functions for replicate weights, 2019. Available: <https://rdrr.io/github/carlganz/svrepmisc/>
- Ministère de la Santé et de la Lutte contre le Sida [Côte d'Ivoire]. *Etude biologique et comportementale des IST, du VIH et du sida chez les Hommes ayant des rapports Sexuels avec des Hommes des villes d'Abidjan, Agboville, Bouaké, Gagnoa, et Yamoussoukro*. Abidjan: Ministère de la santé, 2016.
- Aho J, Hakim A, Vuylsteke B, et al. Exploring risk behaviors and vulnerability for HIV among men who have sex with men in Abidjan, Cote d'Ivoire: poor knowledge, homophobia and sexual violence. *PLoS One* 2014;9:e99591.
- Veronese V, Clouse E, Wirtz AL, et al. "We are not gays... don't tell me those things": engaging 'hidden' men who have sex with men and transgender women in HIV prevention in Myanmar. *BMC Public Health* 2019;19:63.
- Wong FY, Huang ZJ, He N, et al. HIV risks among gay- and non-gay-identified migrant money boys in Shanghai, China. *AIDS Care* 2008;20:170–80.
- Boellstorff TOM. But do not identify as gay: a Proleptic genealogy of the MSM category. *Cultural Anthropology* 2011;26:287–312.
- Operario D, Smith CD, Kegeles S. Social and psychological context for HIV risk in non-gay-identified African American men who have sex with men. *AIDS Educ Prev* 2008;20:347–59.
- Pathela P, Hajat A, Schillinger J, et al. Discordance between sexual behavior and self-reported sexual identity: a population-based survey of new York City men. *Ann Intern Med* 2006;145:416–25.
- Bailey AC, Roberts J, Weatherburn P, et al. Community HIV testing for men who have sex with men: results of a pilot project and comparison of service users with those testing in genitourinary medicine clinics. *Sex Transm Infect* 2009;85:145–7.
- Merrigan M, Azeez A, Afolabi B, et al. HIV prevalence and risk behaviours among men having sex with men in Nigeria. *Sex Transm Infect* 2011;87:65–70.
- Bengtsson L, Lu X, Nguyen QC, et al. Implementation of web-based respondent-driven sampling among men who have sex with men in Vietnam. *PLoS One* 2012;7:e49417.
- Strömdahl S, Lu X, Bengtsson L, et al. Implementation of web-based Respondent driven sampling among men who have sex with men in Sweden. *PLoS One* 2015;10:e0138599.
- Grey JA, Bernstein KT, Sullivan PS, et al. Estimating the population sizes of men who have sex with men in US states and counties using data from the American community survey. *JMIR Public Health Surveill* 2016;2:e14.

- 45 Ulanja MB, Lyons C, Ketende S, *et al.* The relationship between depression and sexual health service utilization among men who have sex with men (MSM) in Côte d'Ivoire, West Africa. *BMC Int Health Hum Rights* 2019;19:11.
- 46 Inghels M. Demande et offre de dépistage du VIH dans un contexte d'épidémie mixte. Le cas de la Côte d'Ivoire. [Theses]. Université de Paris / Université Paris Descartes (Paris 5), 2019. Available: <https://tel.archives-ouvertes.fr/tel-03590421>
- 47 Friedman MR, Wei C, Klem ML, *et al.* Hiv infection and sexual risk among men who have sex with men and women (MSMW): a systematic review and meta-analysis. *PLoS ONE* 2014;9.
- 48 Larmarange J, Broca C. *Les hommes bisexuels sont-ils plus exposés au VIH que les homosexuels exclusifs en Afrique subsaharienne ? Communication orale PC16.04 présenté : 9e Conférence Internationale Francophone sur le VIH et les Hépatites Virales (AFRAVIH 2018)*. Bordeaux, 2018.

Supplementary materials

Table S1. Knowing of and having ever been in MSM-focused community-based HIV testing sites, MSM, Côte d'Ivoire, 2018 (n=510). p.2

Table S2 (1/2). Multivariate multinomial regression of factors associated with knowing MSM-focused community-based HIV testing sites (MSM-CBTS) and ever visiting one of these places, RDS-weighted data, MSM, Côte d'Ivoire, 2018 (n=510). p.4

Table S3 (1/2). HIV testing site preferences depending on sociodemographic characteristics, identity perceptions, MSM community insertion, sexual behaviour, STI, HIV testing and sexual behaviour disclosure, DRS-weighted data, MSM, Côte d'Ivoire, 2018 (n=510). p.6

Table S4 (1/2). Multivariate multinomial regression of factors associated with HIV testing site preferences, RDS-weighted data, MSM, Côte d'Ivoire, 2018 (n=510). p.8

Table S5. Reasons related to preference for MSM-dedicated HIV testing sites or undifferentiated HIV testing sites, RDS-weighted data, DOD-CI MSM, 2018 (n=368). p.10

Table S1 (1/2). Knowing of and having ever been in MSM-focused community-based HIV testing sites, MSM, Côte d'Ivoire, 2018 (n=510).

	Knows MSM-focused community-based HIV testing sites								
	Unweighted				RDS-weighted				
	N	No (%)	Yes but never visited one (%)	Yes and ever visited one (%)	p-value	No (%)	Yes but never visited one (%)	Yes and ever visited one (%)	p-value
<u>Socio-demographic characteristics</u>									
Age					<0.001				0.001
18 – 20 years old	87	52.9	12.6	34.5		63.9	19.5	16.6	
21 – 29 years old	352	36.6	9.1	54.3		53.8	6.1	40.1	
30 years old and more	71	19.7	12.7	67.6		26.4	15.1	58.5	
Level of education					<0.001				0.001
None or primary	38	42.1	5.3	52.6		40.5	3.2	56.3	
Secondary	283	45.6	5.7	48.8		61.4	5.8	32.8	
Higher	189	23.3	18.0	58.7		36.5	20.8	42.7	
Professional situation					0.206				0.095
Working	126	36.5	9.5	54.0		48.0	5.5	46.6	
Looking for a job	188	33.0	8.5	58.5		44.8	12.1	43.2	
Student	196	41.3	12.2	46.4		62.3	11.0	26.6	
Department					0.050				0.135
Abidjan	323	33.4	10.5	56.0		45.1	11.6	43.3	
Urban department (excluding Abidjan)	92	39.1	14.1	46.7		63.9	8.8	27.3	
Rural department	95	47.4	5.3	47.4		65.2	6.3	28.5	
<u>Relationships, sexual behaviours and STI</u>									
In relationships with:					0.107				0.472
Not in a relationship	190	38.4	8.9	52.6		62.8	6.8	30.4	
A man	159	28.3	10.7	61.0		43.9	13.0	43.0	
A woman	58	46.6	12.1	41.4		43.8	12.7	43.5	
Both a man and a woman	103	42.7	10.7	46.6		53.1	9.8	37.1	
Number of sexual partners (last 12 months)					0.376				0.327
0 – 2	125	39.2	9.6	51.2		57.2	11.0	31.9	
3 – 5	190	41.1	10.5	48.4		55.6	10.4	34.0	
6 and more	195	31.8	10.3	57.9		43.2	7.5	49.3	
Reported an STI (last 12 months)					0.035				<0.001
Yes	110	29.1	7.3	63.6		31.0	8.1	60.8	
No	400	39.2	11.0	49.8		57.6	10.2	32.2	
<u>Identity perception</u>									
Self-reported sexual orientation					0.073				0.671
Homosexual	241	32.0	10.4	57.7		53.2	12.1	34.7	
Bisexual	247	40.1	10.1	49.8		53.2	9.4	37.4	
Heterosexual	22	59.1	9.1	31.8		52.7	1.6	45.7	

STI: Sexually Transmitted Infection; MSM: Men Who have Sex with Men; NGO: Non-Governmental Organization

Note 1: for weighted data, the numbers of individuals are weighted and rounded; therefore, totals may vary by one unit.

Note 2: p-values were calculated using a chi-square test for unweighted data and a Pearson chi-squared test with second-order Rao-Scott corrections for RDS-weighted data.

Table S1 (2/2). Knowing of and having ever been in a MSM-focused community-based HIV testing sites, MSM, Côte d'Ivoire, 2018 (n=510).

	Knows MSM-focused community-based HIV testing sites								
	Unweighted					RDS-weighted			
	N	No (%)	Yes but never visited one (%)	Yes and ever visited one (%)	p-value	No (%)	Yes but never visited one (%)	Yes and ever visited one (%)	p-value
Self-reported gender					0.003				0.043
Man	320	35.3	11.9	52.8		52.1	12.2	35.7	
Woman	126	37.3	7.9	54.8		62.9	7.3	29.8	
Transgender	64	45.3	6.2	48.4		41.9	2.2	55.9	
Sexually attracted to:					0.006				0.096
Men only	174	29.3	8.6	62.1		49.0	11.2	39.8	
Mainly men but also women	150	33.3	10.7	56.0		52.3	6.5	41.3	
Both men and women	128	44.5	10.9	44.5		52.8	10.4	36.9	
Mainly women but also men	53	56.6	11.3	32.1		66.7	12.8	20.5	
Women only	5	20.0	20.0	60.0		9.7	2.3	88.1	
<u>MSM community insertion and sexual behaviour disclosure</u>									
Attend bars/clubs where MSMs meet					<0.001				<0.001
Yes	246	22.8	11.8	65.4		35.2	17.7	47.1	
No	264	50.4	8.7	40.9		61.1	6.4	32.5	
Knows an MSM NGO					<0.001				<0.001
Yes	214	19.6	12.1	68.2		28.2	16.8	54.8	
No	296	49.7	8.8	41.6		62.4	7.2	30.3	
Sexual orientation disclosure to a family member					<0.001				<0.001
Yes	212	25.9	8.0	66.0		35.5	5.2	59.3	
No	298	45.0	11.7	43.3		60.7	11.9	27.5	
<u>HIV testing history and practices</u>									
Number of HIV tests done (last 12 months)					<0.001				<0.001
0	114	58.8	15.8	25.4		72.9	16.1	11.0	
1	121	45.5	6.6	47.9		55.5	6.5	38.0	
2	128	25	13.3	61.7		45.1	10.0	44.9	
3 or more	147	23.8	6.1	70.1		36.7	6.5	56.7	
<u>Testing site preferences</u>									
Preferred site for HIV-testing					<0.001				0.117
MSM-focused community-based sites	170	28.2	7.1	64.7		43.9	8.5	47.6	
Undifferentiated testing sites	187	46.5	16.6	36.9		60.3	14.2	25.5	
No preference	153	35.3	5.9	58.8		55.1	5.9	39.0	

STI: Sexually Transmitted Infection; MSM: Men Who have Sex with Men; NGO: Non-Governmental Organization

Note 1: for weighted data, the numbers of individuals are weighted and rounded; therefore, totals may vary by one unit.

Note 2: p-values were calculated using a chi-square test for unweighted data and a Pearson chi-squared test with second-order Rao-Scott corrections for RDS-weighted data.

Table S2 (1/2). Multivariate multinomial regression of factors associated with knowing MSM-focused community-based HIV testing sites (MSM-CBTS) and ever visiting one of these places, RDS-weighted data, MSM, Côte d'Ivoire, 2018 (n=510).

	Does not know an MSM-CBTS (ref. Ever visited one of these places)			Knows an MSM-CBTS but never visited one (ref. Ever visited one of these places)		
	ORa	IC95%	p-value	ORa	IC95%	p-value
<u>Socio-demographic characteristics</u>						
Age						
18 – 20 years old	1.70	[0.60–4.82]	0.311	10.27	[1.26–83.38]	0.030
21 – 29 years old	<i>ref</i>	<i>ref</i>		<i>ref</i>	<i>ref</i>	
30 years old and more	0.52	[0.15–1.73]	0.278	1.01	[0.19–5.29]	0.991
Level of education						
None or primary	0.66	[0.13–3.34]	0.614	0.66	[0.00–2532.67]	0.921
Secondary	<i>ref</i>	<i>ref</i>		<i>ref</i>	<i>ref</i>	
Higher	0.46	[0.21–1.00]	0.050	4.19	[1.07–16.34]	0.040
Professional situation						
Working	<i>ref</i>	<i>ref</i>		<i>ref</i>	<i>ref</i>	
Looking for a job	0.79	[0.25–2.56]	0.695	0.85	[0.15–4.76]	0.854
Student	1.77	[0.39–8.05]	0.452	1.12	[0.15–8.13]	0.909
Department						
Abidjan	<i>ref</i>	<i>ref</i>		<i>ref</i>	<i>ref</i>	
Urban department (excluding Abidjan)	1.32	[0.48–3.60]	0.581	0.43	[0.01–24.90]	0.677
Rural department	2.11	[0.75–5.93]	0.155	1.98	[0.42–9.30]	0.379
<u>Relationships, sexual behaviours and STI</u>						
In relationships with:						
Not in a relationship	-	-		-	-	
A man	-	-		-	-	
A woman	-	-		-	-	
Both a man and a woman	-	-		-	-	
Number of sexual partners (last 12 months)						
0 – 2	-	-		-	-	
3 – 5	-	-		-	-	
6 and more	-	-		-	-	
Reported an STI (last 12 months)						
Yes	0.49	[0.19–1.28]	0.144	0.75	[0.03–20.98]	0.860
No	<i>ref</i>	<i>ref</i>		<i>ref</i>	<i>ref</i>	
<u>Identity perception</u>						
Self-reported sexual orientation						
Homosexual	-	-		-	-	
Bisexual	-	-		-	-	
Heterosexual	-	-		-	-	
Self-reported gender						
Man	<i>ref</i>	<i>ref</i>		<i>ref</i>	<i>ref</i>	
Woman	1.93	[0.65–5.74]	0.232	0.74	[0.13–4.19]	0.732
Transgender	0.45	[0.09–2.2]	0.320	0.10	[0.00–18.33]	0.383
Sexually attracted to:						
Men only	<i>ref</i>	<i>ref</i>		<i>ref</i>	<i>ref</i>	
Mainly men but also women	1.18	[0.39–3.56]	0.760	0.47	[0.09–2.53]	0.374
Both men and women	1.33	[0.44–3.99]	0.604	1.33	[0.17–10.46]	0.783
Women only or mainly women but also men	1.35	[0.28–6.53]	0.703	1.13	[0.10–13.2]	0.921
<u>MSM community insertion and sexual behaviour disclosure</u>						
Attend bars/clubs where MSMs meet						
Yes	0.58	[0.26–1.29]	0.174	2.18	[0.66–7.21]	0.199
No	<i>ref</i>	<i>ref</i>		<i>ref</i>	<i>ref</i>	
Knows an MSM NGO						
Yes	0.36	[0.15–0.86]	0.022	2.80	[0.62–12.66]	0.177
No	<i>ref</i>	<i>ref</i>		<i>ref</i>	<i>ref</i>	
Sexual orientation disclosure to a family member						
Yes	0.33	[0.15–0.73]	0.007	0.24	[0.06–0.89]	0.033
No	<i>ref</i>	<i>ref</i>		<i>ref</i>	<i>ref</i>	

STI: Sexually Transmitted Infection; MSM: Men Who have Sex with Men; MSM-CBTS: MSM-focused Community-Based HIV Testing Sites; NGO: Non-Governmental Organization

Table S2 (2/2). Knowing and having ever been in MSM-focused community-based HIV testing sites (MSM-CBTS), MSM, Côte d'Ivoire, 2018 (n=510).

	Doesn't know an MSM-CBTS			Knows an MSM-CBTS, but never visited one		
	(ref. Ever visited one of these places)			(ref. Ever visited one of these places)		
	ORa	IC95%	p-value	ORa	IC95%	p-value
<u>HIV testing history and practices</u>						
Number of HIV tests done (last 12 months)						
0	<i>ref</i>	<i>ref</i>		<i>ref</i>	<i>ref</i>	
1	0.17	[0.05–0.51]	0.002	0.06	[0.01–0.46]	0.007
2	0.16	[0.06–0.42]	<0.001	0.05	[0.01–0.36]	0.003
3 or more	0.14	[0.05–0.42]	0.001	0.05	[0.01–0.32]	0.002
<u>Testing site preferences</u>						
Preferred site for HIV testing						
MSM-focused community-based sites	0.68	[0.24–1.92]	0.458	1.22	[0.10–14.67]	0.872
Undifferentiated testing sites	1.58	[0.49–5.04]	0.433	3.59	[0.53–24.3]	0.185
No preferences	<i>ref</i>	<i>ref</i>		<i>ref</i>	<i>ref</i>	

STI: Sexually Transmitted Infection; MSM: Men Who have Sex with Men; MSM-CBTS: MSM-focused Community-Based HIV Testing Sites; NGO: Non-Governmental Organization

Table S3 (1/2). HIV testing site preferences depending on sociodemographic characteristics, identity perceptions, MSM community insertion, sexual behaviour, STI, HIV testing and sexual behaviour disclosure, RDS-weighted data, MSM, Côte d'Ivoire, 2018 (n=510).

	HIV testing site preferences								
	N	Unweighted (%)				RDS-weighted (%)			
		MSM-CBTS	No preferences	Undifferentiated	p-value	MSM-CBTS	No preferences	Undifferentiated	p-value
<u>Socio-demographic characteristics</u>									
Age				0.733				0.739	
18 – 20 years old	87	34.5	26.4	39.1	34.7	28.3	36.9		
21 – 29 years old	352	33.8	31.3	34.9	32.3	30.1	37.6		
30 years old and more	71	29.6	28.2	42.3	47.3	19.0	33.7		
Level of education				0.242				0.536	
None or primary	38	31.6	39.5	28.9	39.9	33.1	27.0		
Secondary	283	35.7	30.4	33.9	37.3	26.8	35.9		
Higher	189	30.2	27.5	42.3	26.6	31.8	41.6		
Professional situation				0.445				0.397	
Working	126	30.2	36.5	33.3	29.1	40.3	30.6		
Looking for a job	188	33.0	28.2	38.8	36.9	22.9	40.2		
Student	196	35.7	27.6	36.7	35.8	25.5	38.7		
Department				0.092				0.242	
Abidjan	323	29.4	33.4	37.2	30.7	35.4	34.0		
Urban department (excluding Abidjan)	92	39.1	22.8	38.0	39.0	16.6	44.5		
Rural department	95	41.1	25.3	33.7	40.3	21.4	38.3		
<u>Relationships, sexual behaviours and STI</u>									
In relationships with:				0.002				0.058	
Not in a relationship	190	36.3	28.4	35.3	35.8	30.6	33.7		
A man	159	37.7	33.3	28.9	44.0	30.7	25.3		
A woman	58	13.8	25.9	60.3	20.5	14.0	65.5		
Both a man and a woman	103	32.0	30.1	37.9	31.1	34.0	34.9		
Number of sexual partners (last 12 months)				0.478				0.153	
0 – 2	125	39.2	28.8	32.0	45.7	22.3	32.1		
3 – 5	190	31.6	32.1	36.3	25.0	35.5	39.5		
6 and more	195	31.3	28.7	40.0	30.4	28.3	41.2		
Reported an STI (last 12 months)				0.868				0.613	
Yes	110	35.5	29.1	35.5	40.6	27.4	32.0		
No	400	32.8	30.3	37.0	33.2	28.8	38.0		
<u>Identity perception</u>									
Self-reported sexual orientation				<0.001				0.003	
Homosexual	241	43.6	31.5	24.9	47.3	34.0	18.7		
Bisexual	247	23.9	28.7	47.4	23.6	25.6	50.8		
Heterosexual	22	27.3	27.3	45.5	34.4	18.9	46.7		

STI: Sexually Transmitted Infection; MSM: Men Who have Sex with Men; MSM-CBTS: MSM-focused Community-Based HIV Testing Sites; NGO: Non-Governmental Organization

Note 1: for weighted data, the numbers of individuals are weighted and rounded; therefore, totals may vary by one unit.

Note 2: p-values were calculated using a chi-square test for unweighted data and a Pearson chi-squared test with second-order Rao-Scott corrections for RDS-weighted data.

Table S3 (2/2). HIV testing site preferences depending on sociodemographic characteristics, identity perceptions, MSM community insertion, sexual behaviour, STI, HIV testing and sexual behaviour disclosure, RDS-weighted data, MSM, Côte d'Ivoire, 2018 (n=510).

	N	HIV testing site preferences							
		Unweighted (%)				RDS-weighted (%)			
		MSM-CBTS	No preferences	Undifferentiated	p-value	MSM-CBTS	No preferences	Undifferentiated	p-value
Self-reported gender					0.003				0.086
Man	320	30.6	27.8	41.6		30.1	27.3	42.6	
Woman	126	44.4	31.0	24.6		48.9	33.4	17.7	
Transgender	64	25.0	39.1	35.9		31.8	26.8	41.4	
Sexually attracted to:					<0.001				0.002
Men only	174	44.8	28.7	26.4		57.6	21.6	20.7	
Mainly men but also women	150	34.7	28.0	37.3		43.9	23.7	32.3	
Both men and women	128	25.0	28.9	46.1		25.2	30.9	43.9	
Mainly women but also men	53	15.1	43.4	41.5		11.7	43.2	45.1	
Women only	5	0.0	20.0	80.0		0.0	6.8	93.2	
<u>MSM community insertion and sexual behaviour disclosure</u>									
Attend bars/clubs where MSMs meet					0.236				0.206
Yes	246	37.0	28.0	35.0		42.8	25.4	31.8	
No	264	29.9	31.8	38.3		30.6	30.0	39.4	
Knows an MSM NGO					0.027				0.006
Yes	214	39.7	25.7	34.6		51.2	23.9	24.9	
No	296	28.7	33.1	38.2		28.2	30.3	41.5	
Sexual orientation disclosure to a family member					<0.001				0.009
Yes	212	35.4	37.3	27.4		40.4	37.7	21.9	
No	298	31.9	24.8	43.3		31.8	24.7	43.4	
<u>HIV testing history and practices</u>									
Number of HIV tests done (last 12 months)					0.722				0.451
0	114	28.9	32.5	38.6		29.8	39.6	30.7	
1	121	33.1	31.4	35.5		40.7	22.6	36.7	
2	128	31.3	28.9	39.8		27.1	28.5	44.4	
3 or more	147	38.8	27.9	33.3		40.3	23.1	36.5	
<u>MSM-focused community-based HIV testing sites</u>									
Ever been tested for HIV in a place dedicated to MSM					<0.001				0.117
Yes	269	40.9	33.5	25.7		44.3	30.2	25.5	
No	52	23.1	17.3	59.6		29.6	17.1	53.3	
Don't know such places	189	25.4	28.6	46.0		28.4	29.6	42.0	

STI: Sexually Transmitted Infection; MSM: Men Who have Sex with Men; MSM-CBTS: MSM-focused Community-Based HIV Testing Sites; NGO: Non-Governmental Organization

Note 1: for weighted data, the numbers of individuals are weighted and rounded; therefore, totals may vary by one unit.

Note 2: p-values were calculated using a chi-square test for unweighted data and a Pearson chi-squared test with second-order Rao-Scott corrections for RDS-weighted data.

Table S4 (1/2). Multivariate multinomial regression of factors associated with HIV testing site preferences, RDS-weighted data, MSM, Côte d'Ivoire, 2018 (n=510).

	No preference (ref. MSM-CBTS)			Undifferentiated testing sites (ref. MSM-CBTS)		
	ORa	IC95%	p-value	ORa	IC95%	p-value
<u>Socio-demographic characteristics</u>						
Age						
18 – 20 years old	-	-		-	-	
21 – 29 years old	-	-		-	-	
30 years old and more	-	-		-	-	
Level of education						
None or primary	-	-		-	-	
Secondary	-	-		-	-	
Higher	-	-		-	-	
Professional situation						
Working	-	-		-	-	
Looking for a job	-	-		-	-	
Student	-	-		-	-	
Department						
Abidjan	-	-		-	-	
Urban department	-	-		-	-	
Rural department	-	-		-	-	
<u>Relationships, sexual behaviours and STI</u>						
In relationships with:						
Not in a relationship	<i>ref</i>	<i>ref</i>		<i>ref</i>	<i>ref</i>	
A man	1.55	[0.58-4.14]	0.380	1.44	[0.48-4.34]	0.508
A woman	0.53	[0.06-4.43]	0.551	1.79	[0.24-13.44]	0.565
Both a man and a woman	0.93	[0.29-3.02]	0.908	0.79	[0.26-2.41]	0.680
Number of sexual partners (last 12 months)						
0 – 2	<i>ref</i>	<i>ref</i>		<i>ref</i>	<i>ref</i>	
3 – 5	2.98	[0.98-9.02]	0.053	2.97	[1.04-8.50]	0.043
6 and more	1.95	[0.54-7.10]	0.306	2.25	[0.62-8.15]	0.214
Reported an STI (last 12 months)						
Yes	-	-		-	-	
No	-	-		-	-	
<u>Identity perception</u>						
Self-reported sexual orientation						
Homosexual	<i>ref</i>	<i>ref</i>		<i>ref</i>	<i>ref</i>	
Bisexual	0.96	[0.35-2.63]	0.933	3.45	[1.30-9.14]	0.013
Heterosexual	0.83	[0.05-13.03]	0.895	2.46	[0.38-15.79]	0.338
Self-reported gender						
Man	<i>ref</i>	<i>ref</i>		<i>ref</i>	<i>ref</i>	
Woman	1.27	[0.46-3.50]	0.644	0.65	[0.23-1.84]	0.410
Transgender	0.61	[0.14-2.69]	0.509	1.03	[0.23-4.60]	0.967
Sexually attracted to:						
Men only	<i>ref</i>	<i>ref</i>		<i>ref</i>	<i>ref</i>	
Mainly men but also women	1.42	[0.45-4.46]	0.547	0.71	[0.17-3.00]	0.638
Both men and women	3.73	[0.95-14.67]	0.059	1.44	[0.39-5.37]	0.580
Women only or mainly women but also men	15.13	[2.01-114.06]	0.009	3.87	[0.58-25.81]	0.159
<u>MSM community insertion and sexual behaviour disclosure</u>						
Attend bars/clubs where MSMs meet						
Yes	-	-		-	-	
No	-	-		-	-	
Knows an MSM NGO						
Yes	0.44	[0.16-1.19]	0.104	0.37	[0.14-1.01]	0.052
No	<i>ref</i>	<i>ref</i>		<i>ref</i>	<i>ref</i>	
Sexual orientation disclosure to a family member						
Yes	1.72	[0.74-3.97]	0.203	0.57	[0.24-1.37]	0.205
No	<i>ref</i>	<i>ref</i>		<i>ref</i>	<i>ref</i>	

STI: Sexually Transmitted Infection; MSM: Men Who have Sex with Men; MSM-CBTS: MSM-focused Community-Based HIV Testing Sites; NGO: Non-Governmental Organization

Table S4 (2/2). Multivariate multinomial regression of factors associated with HIV testing site preferences, RDS-weighted data, MSM, Côte d'Ivoire, 2018 (n=510).

	No preference (ref. MSM-CBTS)			Undifferentiated testing sites (ref. MSM-CBTS)		
	ORa	IC95%	p-value	ORa	IC95%	p-value
<u>HIV testing history and practices</u>						
Number of HIV tests done (last 12 months)						
0	-	-	-	-	-	-
1	-	-	-	-	-	-
2	-	-	-	-	-	-
3 or more	-	-	-	-	-	-
<u>MSM-focused community-based HIV testing sites</u>						
Ever been tested for HIV in a place dedicated to MSM						
Yes	<i>ref</i>	<i>ref</i>		<i>ref</i>	<i>ref</i>	
No	1.07	[0.13-8.52]	0.950	4.44	[1.07-18.38]	0.040
Don't know such places	1.40	[0.52-3.77]	0.504	2.52	[0.96-6.65]	0.061

STI: Sexually Transmitted Infection; MSM: Men Who have Sex with Men; MSM-CBTS: MSM-focused Community-Based HIV Testing Sites; NGO: Non-Governmental Organization

Table S5. Reasons related to preference for MSM-dedicated HIV testing sites or undifferentiated HIV testing sites, RDS-weighted data, DOD-CI MSM, 2018 (n=368).

	Unweighted data				RDS-weighted data			
	Preference for MSM-CBTS		Preference for undifferentiated sites		Preference for MSM-CBTS		Preference for undifferentiated sites	
	n	%	n	%	n	%	n	%
For confidentiality or discretion/anonymity reasons	42	24.7	73	39.0	41	23.3	75	39.7
Feel more comfortable, confident in these places	66	38.8	16	8.6	66	37.4	16	8.6
Prefer to be welcomed, feels more understood and listened to	23	13.5	9	4.8	16	8.8	6	3.0
To avoid stigmatization and the gaze of others	18	10.6	18	9.6	24	13.7	25	13.2
For safety reasons	13	7.6	9	4.8	10	5.6	7	3.7
Prefer a place that welcomes everyone	0	0.0	32	17.1	0	0.0	24	12.9
Prefer a place frequented by MSM, feels like family	40	23.5	0	0.0	36	20.4	0	0.0
No reason mentioned	5	2.9	13	7.0	8	4.4	14	7.3
Other reasons	8	4.7	40	21.4	15	8.4	40	21.2